





# PMEX UPDATE


| BUY   |  |
|---|--|
|  | <p><b>CRUDE10-MY26</b><br/>                     101.35 <span style="color: green;">1.72%</span><br/>                     Expiry 20/Apr/26<br/>                     Remaining 21 Days</p> |
| Entry   | 100.58 - 101.64  |
| Stoploss  | 99.59  |
| Take Profit   | 103.34 - 105.01  |


| SELL  |  |
|---|--|
|  | <p><b>NGAS1K-MY26</b><br/>                     2.9230 <span style="color: red;">-3.37%</span><br/>                     Expiry 27/Apr/26<br/>                     Remaining 28 Days</p> |
| Entry   | 2.95 - 2.93  |
| Stoploss  | 3.00   |
| Take Profit   | 2.88 - 2.85  |


| BUY   |  |
|---|--|
|  | <p><b>GO10Z-JU26</b><br/>                     4,595.01 <span style="color: green;">1.56%</span><br/>                     Expiry 27/May/26<br/>                     Remaining 58 Days</p> |
| Entry   | 4572 - 4582  |
| Stoploss  | 4538.22  |
| Take Profit   | 4612 - 4630  |


| N/A   |   |
|---|---|
|  | <p><b>SL10-MA26</b><br/>                     71.47<br/>                     Expiry<br/>                     Remaining</p> |
| Entry   | ---   |
| Stoploss  | #VALUE!   |
| Take Profit   | ---   |


| BUY   |  |
|---|--|
|  | <p><b>PLATINUM5-JY26</b><br/>                     1,925.35 <span style="color: green;">2.03%</span><br/>                     Expiry 26/Jun/26<br/>                     Remaining 88 Days</p> |
| Entry   | 1922 - 1932  |
| Stoploss  | 1895.43  |
| Take Profit   | 1950 - 1960  |


| SELL  |   |
|---|---|
|  | <p><b>COPPER-MY26</b><br/>                     5.5143 <span style="color: green;">0.36%</span><br/>                     Expiry 28/Apr/26<br/>                     Remaining 29 Days</p> |
| Entry   | 5.53 - 5.51   |
| Stoploss  | 5.57  |
| Take Profit   | 5.48 - 5.46   |


| BUY   |   |
|---|---|
|  | <p><b>ICOTTON-MY26</b><br/>                     70.09 <span style="color: green;">0.91%</span><br/>                     Expiry 22/Apr/26<br/>                     Remaining 23 Days</p> |
| Entry   | 69.81 - 70.02   |
| Stoploss  | 69.67   |
| Take Profit   | 70.44 - 70.73   |

| SELL  |   |
|---|---|
|  | <p><b>DJ-JU26</b><br/>                     45,725 <span style="color: green;">0.66%</span><br/>                     Expiry 17/Jun/26<br/>                     Remaining 79 Days</p> |
| Entry   | 45525 - 45495   |
| Stoploss  | 45829.77  |
| Take Profit   | 45304 - 45119   |

| SELL  |   |
|---|---|
|  | <p><b>SP500-JU26</b><br/>                     6,456 <span style="color: green;">0.67%</span><br/>                     Expiry 17/Jun/26<br/>                     Remaining 79 Days</p> |
| Entry   | 6465 - 645  |
| Stoploss  | 6515.19   |
| Take Profit   | 6404 - 6383   |

| SELL  |  |
|---|--|
|  | <p><b>NSDQ100-JU26</b><br/>                     23,481 <span style="color: green;">0.65%</span><br/>                     Expiry 17/Jun/26<br/>                     Remaining 79 Days</p> |
| Entry   | 23548 - 23454  |
| Stoploss  | 23794.15   |
| Take Profit   | 23296 - 23227  |

| SELL  |  |
|---|--|
|  | <p><b>GOLDUSDJPY-MY26</b><br/>                     159.51 <span style="color: red;">-0.51%</span><br/>                     Expiry 28/Apr/26<br/>                     Remaining 29 Days</p> |
| Entry   | 159.65 - 159.53  |
| Stoploss  | 159.97   |
| Take Profit   | 159.31 - 159.22  |

| SELL  |  |
|---|--|
|  | <p><b>GOLDEURUSD-MY26</b><br/>                     1.1488 <span style="color: red;">-0.19%</span><br/>                     Expiry 28/Apr/26<br/>                     Remaining 29 Days</p> |
| Entry   | 1.1496 - 1.1488  |
| Stoploss  | 1.151  |
| Take Profit   | 1.1471 - 1.1459  |

## Major Headlines

### Brent heads for record monthly leap as Houthis attacks widen Gulf conflict

Oil prices extended gains on Monday, with Brent heading for a record monthly rise, after Yemeni Houthis launched their first attacks on Israel, widening the U.S.-Israel war against Iran.

Brent crude futures jumped by \$2.42, or 2.2%, to \$114.99 a barrel by 1116 GMT after settling 4.2% higher on Friday. U.S. West Texas Intermediate was up \$1.72, or 1.7%, at \$101.36 after a 5.5% gain in the previous session.

[see more...](#)

### Gold prices tick higher amid dip-buying, but easing rate cut hopes limit gains

Gold prices rose on Monday, fueled by a bout of bargain-hunting as investors assessed bullion prices that were on pace for the biggest monthly drop in almost twenty years. Spot gold gained 0.9% to \$4,533.10 an ounce by 06:36 ET (10:36 GMT), while gold futures advanced 0.8% to \$4,561.72/oz. Spot gold had fallen as low as \$4,000/oz last week before rebounding back to near \$4,500/oz by Friday [see more...](#)

### US stock futures edge up after selloff as Mideast conflict remains in focus

U.S. stock index futures kicked off a holiday-shortened week with gains on Monday, after the indexes logged sharp declines in the previous session, as investors assessed the impact of the escalating Middle East conflict. Yemen's Iran-backed Houthi militia entered the war over the weekend and more U.S. troops arrived in the Middle East as President Donald Trump said he wanted to "take the oil in Iran" in a Financial Times interview. Still, investors drew comfort from Trump's comments that the U.S. and Iran had been meeting [see more...](#)

### USD/JPY Price Forecast: Eyes mid-159.00s on intervention warnings; downside seems limited

The USD/JPY pair retreats sharply from the vicinity of mid-160.00s, or a fresh high since July 2024, touched during the Asian session on Monday, and for now, seems to have snapped a four-day winning streak. Spot prices drop to a fresh daily trough, around the 159.70-159.65 region in the last hour, though the downside potential seems limited. [see more...](#)

### EUR/USD hovers near 1.1500 as markets brace for a long war

The Euro (EUR) remains practically flat against the US Dollar (USD) at the time of writing on Thursday, consolidating losses from the previous two days. Iran's rejection of the US peace plan proposal has shattered the mild hopes of a peace deal in the Middle East, hurting investors' appetite for risk and providing additional support for the safe-haven USD. Iran has rejected the 15-point plan presented by the US to end the war in the Middle East and denied any negotiations [see more...](#)

### Dollar Reign Amplified by Oil Rebound, Yen Bulls Wake Up

The US dollar continued to gain ground on Friday against all its major peers as the war in the Middle East continued raging, despite US President Trump announcing an extension to the deadline for Iran to reopen the Strait of Hormuz or face strikes on power plants. Israel struck steel factories, a power plant, and civilian nuclear sites on Friday, with the Iranian foreign minister saying that what is actually happening is contradicting Trump's pledges and deadlines. The risk for a prolonged and broader conflict further grew during the weekend [see more...](#)

## Economic Calendar

Fed Chair Powell Speaks 5:30PM

# FOREX MARKETS' STATISTICS

## Forex Market Hours



Note: This chart shows the normal forex trading times of all the major forex trading centers across the globe in Pakistan Standard Time.

### Forex Turnover by Counterparty



### Markets' Share in Total Forex Turnover



### Most Traded Currency Pairs



Sources: ACPL Research, Forexmarkethours, Dailyfx, Ig

# DISCLAIMER

This report has been prepared by Abbasi and Company (Private) Limited and is provided for information purposes only. Abbasi and Company (Private) Limited (ACPL) is engaged in brokerage business of commodities futures in Pakistan and to provide the trading/ execution facility on Pakistan Mercantile Exchange (PMEX). There is risk of loss in trading in derivatives (futures). The author, directors and other employees of Abbasi and Company (Private) Limited and its affiliates cannot be held responsible for any loss in trading. Futures; futures on margin carries a high level of risk and may not be suitable for all investors. The high degree of leverage can work against the investor/ traders. Before deciding to invest in Commodity derivatives, you should carefully consider your investment objectives, level of experience, and risk appetite. The possibility exists that you could sustain a loss of some or all of your initial investment and therefore you should not invest money that you cannot afford to lose. You should be aware of all the risks associated with futures trading in commodities and other financial products. We take no responsibility for any loss made in investment on any instruments through us. In any event Abbasi and Company (Private) Limited, its affiliates, agents will not be liable to anyone for any decision made or action taken for investment/trading. Abbasi and Company (Private) Limited, its affiliates, directors and employees cannot be held responsible for any loss in trading due to any problem in connectivity; failure of system; technical problem in the software or any other reason whatever.

All the reports/ recommendations/ trading calls/ opinions are advisory in nature and contains the opinions of the author, which are not to be construed as investment advices. The author, directors and other employees of Abbasi and Company (Private) Limited and its affiliates cannot be held responsible for the accuracy of the information presented herein or for the results of the positions taken based on the opinions expressed in the reports/ views from Abbasi and Company (Private) Limited. All the views/ recommendations/ trading calls and opinions are based on the information, which are believed to be accurate and no assurance can be given for the accuracy of these information.

Derivatives trading involve substantial risk. The valuation of the underlying may fluctuate, and as a result, clients may lose their entire original investment. In no event should the content of this research report be construed as an express or an implied promise, guarantee or implication by, or from, Abbasi and Company (Private) Limited that you will profit or that losses can, or will be, limited in any manner whatsoever. Past results are no indication of future performance. The information provided in this report is intended solely for informative purposes and is obtained from sources believed to be reliable. Information is in no way guaranteed. No guarantee of any kind is implied or possible where projections of future conditions are attempted. Investments in securities market are subject to market risks, read all the related documents carefully before investing.

All rights reserved by Abbasi and Company (Private) Limited. This report or any portion hereof may not be reproduced, distributed, or published by any person for any purpose whatsoever. Nor can it be sent to a third party without prior consent of Abbasi and Company (Private) Limited. Action could be taken for unauthorized reproduction, distribution, or publication.

The research analyst, primarily involved in the preparation of this report, certifies that (1) the views expressed in this report accurately reflect his/her personal views about the subject commodity/index /currency pair and (2) no part of his/her compensation was, is or will be directly or indirectly related to the specific recommendations or views expressed in this report.

## DISCLOSURE

Following exchange rates are used to convert investment and profit values:

- USD/PKR: 280.10
- JPY/PKR: 1.97

To arrive at our Target Price, Abbasi & Company (Private) Limited uses following methods:

- Technical Analysis
- Fundamental Analysis

Furthermore, profit and returns are inclusive of all expenses including PMEX Fee, ACPL Fee & Sales Tax

## RESEARCH DISSEMINATION POLICY

Abbasi & Company (Private) Limited endeavors to make all reasonable efforts to disseminate research to all eligible clients in a timely manner through either physical or electronic distribution such as email, fax mail etc. Nevertheless, all clients may not receive the material at the same time.

### PREPARED BY

Muhammad Rashid Nawaz  
Phone: (+92) 42 38302028  
Ext: 118  
Email: [umairjaved@abbasiandcompany.com](mailto:umairjaved@abbasiandcompany.com)

### RESEARCH DEPARTMENT

6 - Shadman, Lahore  
Phone: (+92) 42 38302028; Ext: 116, 117  
Email: [research@abbasiandcompany.com](mailto:research@abbasiandcompany.com)  
web: [www.abbasiandcompany.com](http://www.abbasiandcompany.com)

### HEAD OFFICE

6 - Shadman, Lahore  
Phone: (+92) 42 38302028  
Email: [support@abbasiandcompany.com](mailto:support@abbasiandcompany.com)  
web: [www.abbasiandcompany.com](http://www.abbasiandcompany.com)